



RESOLUTION 2021-35

A RESOLUTION OF THE BOARD OF SUPERVISORS OF COCONINO COUNTY, ARIZONA, FOR THE LEVY OF TAXES FOR FISCAL YEAR 2021/2022

WHEREAS, the Coconino County Board of Supervisors has received notification of tax rates set by all jurisdictions within Coconino County, and has compiled said tax rate information by jurisdiction in Schedule A, attached hereto; and

WHEREAS, the County Board of Supervisors is required under Arizona Revised Statute 42-17151 to adopt the tax rates for Coconino County and all special taxing jurisdictions in the County; and


WHEREAS, tax rates are established and approved by each taxing jurisdiction's Board of Directors; and

WHEREAS, the Board of Supervisors is required to adopt a resolution for the collection of said taxes each year;

NOW THEREFORE BE IT RESOLVED that taxes and special assessments are to be levied upon property located in Coconino County for the entities and in the amounts in Schedule A.


APPROVED AND ADOPTED this 10th day of August, 2021, by the Coconino County Board of Supervisors.

AYES: 5
NOES: 0
ABSENT: 0




(SEAL)


COCONINO COUNTY BOARD OF SUPERVISORS


Matt Ryan, Chair

ATTEST:


Lindsay Daley, Clerk of the Board

APPROVED AS TO FORM:


Rose Winkeler, Deputy County Attorney

**COCONINO COUNTY
TAX RATES FOR 2021
FY22 COLLECTIONS**

AUTHORITY ID	DIRECT TAX LEVY	ASSESSED VALUE	****TAX RATE PER \$100 VALUATION****			INCREASE		PERCENT INCREASE (DECREASE)
			PRIMARY	SECONDARY	TOTAL	2020/2021 TOTAL	2020/2021 OVER	
COCONINO COUNTY								
02000 General Fund	10,274,633	1,983,519,972	0.5180		0.5180	0.5293	(0.0113)	-2.13%
14900 Library District Fund	5,069,877	1,983,519,972		0.2556	0.2556	0.2556	0.0000	0.00%
11900 Fire District Assistance Fund	1,983,520	1,983,519,972		0.1000	0.1000	0.1000	0.0000	0.00%
TOTAL COUNTY			0.5180	0.3556	0.8736	0.8849	(0.0113)	-1.28%
02001 Education Equalization	8,455,746	1,983,519,972	0.4263	0.0000	0.4263	0.4426	(0.0163)	-3.68%
TOTAL COUNTY AND STATE			0.9443	0.3556	1.2999	1.3275	(0.0276)	-2.08%
CITY OF FLAGSTAFF								
04151 Primary	7,322,717	979,496,706	0.7476		0.7476	0.7510	(0.0034)	-0.45%
54151 Secondary	7,835,974	979,496,706		0.8000	0.8000	0.8000	0.0000	0.00%
TOTAL CITY OF FLAGSTAFF			0.7476	0.8000	1.5476	1.5510	(0.0034)	-0.22%
CITY OF WILLIAMS								
04153 Primary	623,317	55,882,794	1.1154	0.0000	1.1154	1.1958	(0.0804)	-6.72%
TOTAL CITY OF WILLIAMS			1.1154	0.0000	1.1154	1.1958	(0.0804)	-6.72%
SPECIAL DISTRICTS								
FIRE DISTRICTS								
11201 SEDONA FIRE F.D.	3,978,941	159,873,890		2.4888	2.4888	2.4796	0.0092	0.37%
11206 SUMMIT F.D. BOND REPAYMENT	4,609,206	141,821,719		3.2500	3.2500	3.2500	0.0000	0.00%
TOTAL SUMMIT F.D.	294,989	141,821,719	0.0000	3.4580	3.4580	3.4710	(0.0130)	-5.88%
11240 HIGHLANDS F.D.	3,535,449	108,783,040		3.2500	3.2500	3.2500	0.0000	0.00%
11241 PINEMOOD F.D.	2,511,374	71,753,555		3.5000	3.5000	3.5000	0.0000	0.00%
11242 FOREST LAKES F.D.	676,480	20,814,767		3.2500	3.2500	3.2500	0.0000	0.00%
11246 GREENHAVEN F.D.	212,285	8,934,397		2.3760	2.3760	2.2108	0.1653	7.47%
11247 MORMON LAKE F.D.	254,435	7,828,772		3.2500	3.2500	3.2500	0.0000	0.00%

**COCONINO COUNTY
TAX RATES FOR 2021
FY22 COLLECTIONS**

AUTHORITY ID	DIRECT TAX LEVY	ASSESSED VALUE	****TAX RATE PER \$100 VALUATION****		TOTAL TAX RATE	2020/2021 TOTAL TAX RATE	INCREASE OVER 2020/2021	PERCENT INCREASE (DECREASE)
			PRIMARY	SECONDARY				
11249 SHERWOOD FOREST F.D.	149,936	5,206,106	2.8800	2.8800	2.8800	2.9746	(0.0946)	-3.18%
11250 THE WOODS F.D.	12,501	1,141,729	1.0949	1.0949	1.0949	1.0677	0.0272	2.55%
11251 KAIBAB ESTATES WEST F.D.	73,874	3,146,530	2.3478	2.3478	2.3478	2.3478	0.0000	0.00%
11523 BLUE RIDGE F.D.	991,729	33,279,506	2.9800	2.9800	2.9800	2.9800	0.0000	0.00%
11524 JUNIPINE F.D.	48,046	1,658,543	2.8969	2.8969	2.8969	3.0420	(0.1451)	-4.77%
11525 TUSAYAN F.D.	527,670	15,076,290	3.5000	3.5000	3.5000	3.5000	0.0000	0.00%
11526 PONDEROSA F.D.	1,030,175	31,697,656	3.2500	3.2500	3.2500	3.0800	0.1700	5.52%
11527 WESTWOOD ESTATES F.D.	69,348	3,962,724	1.7500	1.7500	1.7500	1.9100	(0.1600)	-8.38%
11528 FLAGSTAFF RANCH F.D.	301,504	12,829,958	2.3500	2.3500	2.3500	2.7400	(0.3900)	-14.23%
11529 LOCKETT RANCH F.D.	189,202	11,974,790	1.5800	1.5800	1.5800	1.3500	0.2300	17.04%
<u>OTHER SPECIAL DISTRICTS</u>								
15000 FLOOD CONTROL	4,703,677	1,795,296,432	0.2620	0.2620	0.2620	0.2280	0.0340	14.91%
29999 PUBLIC HEALTH SERVICE DISTRICT	4,958,800	1,983,519,972	0.2500	0.2500	0.2500	0.2500	0.0000	0.00%
17250 FOREST LAKES DOMESTIC WATER	360,000	20,431,967	1.7619	1.7619	1.7619	1.6004	0.1615	10.09%
28268 WILLIAMS FACILITIES DISTRICT	7,500	2,006,128	0.3739	0.3739	0.3739	0.3870	(0.0131)	-3.39%
10375 WILLIAMS HOSPITAL DISTRICT	1,721,500	127,694,665	1.3481	1.3481	1.3481	1.4310	(0.0829)	-5.79%
10376 PAGE HOSPITAL DISTRICT	1,111,131	99,355,943	1.1183	1.1183	1.1183	1.1306	(0.0123)	-1.09%
COCONINO COMMUNITY COLLEGE								
08150 Maintenance and Operations	8,715,587	1,983,519,972	0.4394	0.4394	0.4394	0.4490	(0.0096)	-2.14%

**COCONINO COUNTY
TAX RATES FOR 2021
FY22 COLLECTIONS**

AUTHORITY ID	DIRECT TAX LEVY	ASSESSED VALUE	****TAX RATE PER \$100 VALUATION****		INCREASE		PERCENT INCREASE (DECREASE)	
			PRIMARY	SECONDARY	TOTAL 2020/2021	TOTAL 2020/2021		(DECREASE) OVER 2020/2021
SCHOOL DISTRICTS								
FLAGSTAFF U.S.D. #1								
07001 Primary Tax Levy	50,453,235	1,460,380,780	3.4548		3.4548	3.5832	(0.1284)	-3.58%
87001 Adjacent Ways	534,499	1,460,380,780	0.0366		0.0366	0.0361	0.0005	1.39%
57001 15% M&O Override	8,459,986	1,460,380,780	0.5793	0.5793	0.5793	0.6387	(0.0594)	-9.30%
77001 Class B Bond Interest & Redemption Desegregation	8,753,522	1,460,380,780	0.5994	0.5994	0.5994	0.5478	0.0516	9.42%
	2,241,684	1,460,380,780	0.1535	0.1535	0.1535	0.1618	(0.0083)	-5.13%
TOTAL FLAGSTAFF U.S.D. #1			3.6449	1.1787	4.8236	4.9676	(0.1440)	-2.90%
WILLIAMS U.S.D. #2								
07002 Primary Tax Levy	4,536,830	122,263,464	3.7107		3.7107	3.7751	(0.0644)	-1.71%
57002 10% M&O Override	423,887	122,263,464	0.3467	0.3467	0.3467	0.3679	(0.0212)	-5.76%
TOTAL WILLIAMS U.S.D. #2			3.7107	0.3467	4.0574	4.1430	(0.0856)	-2.07%
GRAND CANYON U.S.D. #4								
07004 Primary Tax Levy	2,297,624	19,776,242	11.6181		11.6181	12.0990	(0.4809)	-3.97%
57004 9.3% M&O Override	191,078	19,776,242	0.9662	0.9662	0.9662	1.1005	(0.1343)	-12.20%
TOTAL GRAND CANYON U.S.D. #4			11.6181	0.9662	12.5843	13.1995	(0.6152)	-4.66%
CHEVELON BUTTE U.S.D. #5								
07005 Primary Tax Levy	571,824	58,385,136	0.9794		0.9794	1.0088	(0.0294)	-2.91%
07990 Minimum State School Tax	706,285	58,385,136	1.2097	1.2097	1.2097	1.2804	(0.0707)	-5.52%
TOTAL CHEVELON BUTTE U.S.D. #5			2.1891	0.0000	2.1891	2.2892	(0.1001)	-4.37%
FREDONIA-MOCC U.S.D. #6								
07006 Primary Tax Levy	1,115,943	20,670,972	5.3986		5.3986	5.4991	(0.1005)	-1.83%
TOTAL FREDONIA U.S.D. #6			5.3986	0.0000	5.3986	5.4991	(0.1005)	-1.83%
PAGE U.S.D. #8								
07016 Primary Tax Levy	4,575,916	88,122,096	5.1927		5.1927	3.8562	1.3365	34.66%
87016 Adjacent Ways	48,643	88,122,096	0.0552	0.0552	0.0552	0.0538	0.0014	2.60%
TOTAL PAGE U.S.D. #8			5.2479	0.0000	5.2479	3.9100	1.3379	34.22%

**COCONINO COUNTY
TAX RATES FOR 2021
FY22 COLLECTIONS**

AUTHORITY ID	DIRECT TAX LEVY	ASSESSED VALUE	****TAX RATE PER \$100 VALUATION****				INCREASE	PERCENT INCREASE (DECREASE)
			PRIMARY	SECONDARY	TOTAL TAX RATE	2020/2021 TOTAL TAX RATE		
SEDONA-OAKCREEK U.S.D. #9								
07009 Primary Tax Levy	1,307,289	159,873,890	0.8177	0.8177	0.9252	(0.1075)	-11.62%	
07991 Minimum State School Tax	1,566,125	159,873,890	0.9796	0.9796	0.9445	0.0351	3.72%	
57009 15% M&O Override	181,936	159,873,890	0.1138	0.1138	0.1261	(0.0123)	-9.75%	
77009 Class B Bond for Sedona-Oakcreek	1,256,289	159,873,890	0.7858	0.7858	0.9617	(0.1759)	-18.29%	
TOTAL SEDONA-OAKCREEK U.S.D. #9			1.7973	0.8996	2.6969	2.9575	(0.2606)	-8.81%
MAINE CONSOLIDATED S.D. #10								
07010 Primary Tax Levy	1,579,217	36,107,938	4.3736	4.3736	5.0673	(0.6937)	-13.69%	
TOTAL MAINE CONSOLIDATED S.D. #10			4.3736	0.0000	4.3736	5.0673	(0.6937)	-13.69%
ASH FORK U.S.D. #31								
07031 Primary Tax Levy	405,309	5,431,201	7.4626	7.4626	7.4630	(0.0004)	-0.01%	
TOTAL ASH FORK U.S.D. #31			7.4626	0.0000	7.4626	7.4630	(0.0004)	-0.01%
TUBA CITY U.S.D. #15								
77015 Class B Bond	-	12,395,153	0.0000	0.0000	0.0000	0.0000	0.00%	
TOTAL TUBA CITY U.S.D. #15			0.0000	0.0000	0.0000	0.0000	0.00%	
30001 CAVIAT JOINT VOCATIONAL TECH INSTITUTE	855,607	1,711,213,554	0.0500	0.0500	0.0500	0.0000	0.00%	
30003 NATIVE JOINT TECHNOLOGY DISTRICT	6,198	12,395,153	0.0500	0.0500	0.0500	0.0000	0.00%	
30002 VALLEY ACADEMY EDUCATION DISTRICT	79,937	159,873,890	0.0500	0.0500	0.0500	0.0000	0.00%	
30005 MOUNTAIN INSTITUTE JOINT TECHNOLOGY	2,716	5,431,201	0.0500	0.0500	0.0500	0.0000	0.00%	
07999 COUNTY EDUCATION DISTRICT	2,001	113,100	1.7694	1.7694	1.8371	(0.0677)	-3.69%	
TAXING DISTRICTS WITH SPECIAL ASSESSMENTS								
20001SD FLAGSTAFF DOWNTOWN BUSINESS IMPROVEMENT AND REVITALIZATION DISTRICT	155,934							
28285 MAJESTIC VIEW DOMESTIC WATER IMPROVEMENT DISTRICT	30,000							
28267 TUSAYAN SPECIAL LIGHTING IMPROVEMENT DISTRICT	11,400							