



Return To:
Clerk of the Board
219 E. Cherry Ave.
Flagstaff, AZ 86001

**DO NOT REMOVE
THIS IS PART OF THE OFFICIAL DOCUMENT**

**Re-recording this document to add an additional rate
sheet that was left off of the recording documents for
Resolution 2023-45**

RESOLUTION 2023-45

A RESOLUTION OF THE BOARD OF SUPERVISORS OF COCONINO COUNTY, ARIZONA, AMENDING RESOLUTION 2023-41, IN WHICH THE BOARD APPROVED THE LEVY OF TAXES FOR ALL SPECIAL TAXING JURISDICTIONS FOR FISCAL YEAR 2023/2024, TO MAKE A CORRECTION TO THE TUSAYAN FIRE DISTRICT TAX RATE AND REVISING SCHEDULE A

WHEREAS, at a special session board meeting on August 18, 2023, the Coconino County Board of Supervisors approved Resolution 2023-41, approving and adopting the tax rate schedule for Fiscal Year 2023-24 and Tax Year 2023 for all special taxing jurisdictions for which Coconino County has authority to collect taxes; and


WHEREAS, an override was adopted for Tusayan Fire District for Tax Year 2017-2022, which has expired, and needs to be reflected in the tax rate; and

WHEREAS, the County Board of Supervisors is required under Arizona Revised Statute 42-17151 to adopt the tax rates for Coconino County and all special taxing jurisdictions in the County; and

WHEREAS, the Board of Supervisors is required to adopt a resolution for the collection of said taxes each year;

NOW THEREFORE BE IT RESOLVED that taxes and special assessments are to be levied upon property located in Coconino County for the entities and in the amounts in Schedule A, as revised to reflect the correction for the Tusayan Fire District tax rate.

APPROVED AND ADOPTED this 29th day of August, 2023, by the Coconino County Board of Supervisors.




COCONINO COUNTY BOARD OF SUPERVISORS


Jeronimo Vasquez, Chair

APPROVED AS TO FORM:


Heather Mosher, Deputy County Attorney

ATTEST:


Lindsay Daley, Clerk of the Board

T/A #	JURISDICTION / PURPOSE	FISCAL YEAR 2024				FISCAL YEAR 2023							
		NET ASSESSED VALUES		PRIMARY		NET ASSESSED VALUES		PRIMARY					
		VALUES	LEVY	RATE	LEVY	RATE	VALUES	LEVY	RATE	VALUES	LEVY	RATE	
Williams USD #2													
07002	Primary Levy	129,635,620	4,643,548	3.5820					126,709,849	4,738,061	3.7393		
57002	M&O Override	129,635,620			500,393	0.3860			126,709,849			500,377	0.3949
	Capital Override	129,635,620			0	0.0000			126,709,849			0	0.0000
	Class B Bond Debt Service	129,635,620			0	0.0000			126,709,849			0	0.0000
			4,643,548	3.5820	500,393	0.3860			4,738,061	3.7393		500,377	0.3949
Grand Canyon USD #4													
07004	Primary Levy	21,136,099	2,308,273	10.9210					20,062,801	2,222,657	11.0785		
57004	M&O Override	21,136,099			217,068	1.0270			20,062,801			217,582	1.0546
	Capital Override	21,136,099			0	0.0000			20,062,801			0	0.0000
	Class B Bond Debt Service	21,136,099			0	0.0000			20,062,801			0	0.0000
			2,308,273	10.9210	217,068	1.0270			2,222,657	11.0785		217,582	1.0546
Chevelon Butte USD #5													
07005	Primary Levy	64,448,582	468,477	0.7269					61,359,893	678,886	1.1064		
07990	Minimum School Tax §15-992	64,448,582	627,923	0.9743					61,359,893	521,068	0.8492		
	M&O Override	64,448,582			0	0.0000			61,359,893			0	0.0000
	Capital Override	64,448,582			0	0.0000			61,359,893			0	0.0000
	Class B Bond Debt Service	64,448,582			0	0.0000			61,359,893			0	0.0000
			1,096,400	1.7012	0	0.0000			1,199,954	1.9556		0	0.0000
Fredonia-Mocasin USD #6													
07006	Primary Levy	21,889,848	1,106,532	5.0550					21,437,356	1,101,902	5.1401		
	M&O Override	21,889,848			0	0.0000			21,437,356			0	0.0000
	Capital Override	21,889,848			0	0.0000			21,437,356			0	0.0000
	Class B Bond Debt Service	21,889,848			0	0.0000			21,437,356			0	0.0000
			1,106,532	5.0550	0	0.0000			1,101,902	5.1401		0	0.0000
Page USD #8													
	Primary Levy	94,582,899	3,559,249	3.7631					93,319,461	3,710,568	3.9762		
	Adjacent Ways	94,582,899	99,407	0.1051					93,319,461	99,385	0.1065		
	M&O Override	94,582,899			0	0.0000			93,319,461			0	0.0000
	Capital Override	94,582,899			0	0.0000			93,319,461			0	0.0000
	Class B Bond Debt Service	94,582,899			0	0.0000			93,319,461			0	0.0000
			3,658,656	3.8682	0	0.0000			3,809,954	4.0827		0	0.0000
Sedona-Oakcreek USD #9													
07009	Primary Levy	170,098,079	1,439,030	0.8460					163,896,026	1,318,871	0.8047		
07991	Minimum School Tax §15-992	170,098,079	1,414,025	0.8313					163,896,026	1,550,620	0.9461		
57009	M&O Override	170,098,079			197,144	0.1159			163,896,026			178,155	0.1087
	Capital Override	170,098,079			0	0.0000			163,896,026			0	0.0000

T/A #	JURISDICTION / PURPOSE	FISCAL YEAR 2024						FISCAL YEAR 2023					
		NET ASSESSED VALUES		PRIMARY		SECONDARY		NET ASSESSED VALUES		PRIMARY		SECONDARY	
		VALUES	LEVY	RATE	LEVY	RATE	LEVY	RATE	VALUES	LEVY	RATE	LEVY	RATE
77009	Class B Bond Debt Service	170,098,079	2,853,055	1.6773	828,718	0.4872	163,896,026	2,869,492	1.7508	1,159,400	0.7074		
Maine Consolidated SD #10													
07010	Primary Levy	40,298,464	1,573,615	3.9049		0	38,857,787	1,773,897	4.5651		0	0.0000	
	M&O Override	40,298,464			0	0.0000	38,857,787				0	0.0000	
	Capital Override	40,298,464			0	0.0000	38,857,787				0	0.0000	
	Class B Bond Debt Service	40,298,464			0	0.0000	38,857,787				0	0.0000	
Ash Fork USD #31													
07031	Primary Levy	5,941,903	433,973	7.3036		0	5,606,299	417,013	7.4383		0	0.0000	
	M&O Override	5,941,903			0	0.0000	5,606,299				0	0.0000	
	Capital Override	5,941,903			0	0.0000	5,606,299				0	0.0000	
	Class B Bond Debt Service	5,941,903			0	0.0000	5,606,299				0	0.0000	
Tuba City USD #15													
77015	Primary Levy	12,437,081	0	0.0000		0	13,111,204	0	0.0000		0	0.0000	
	M&O Override	12,437,081			0	0.0000	13,111,204				0	0.0000	
	Capital Override	12,437,081			0	0.0000	13,111,204				0	0.0000	
	Class B Bond Debt Service	12,437,081			0	0.0000	13,111,204				0	0.0000	
Local Aid for Common School Districts													
05805	Chevelon Butte USD #5	64,448,582	50,399	0.0782		0	61,359,893				0	0.0000	
05810	Maine Consolidated SD #10	40,298,464	101,270	0.2513		0	38,857,787				0	0.0000	
County Education District													
07999	Primary Levy	194,007	3,211	1.6549		0	80,495	1,379	1.7133		0	0.0000	
JOINT TECHNOLOGICAL EDUCATION DISTRICTS													
CAVIAT Joint Voc Tech Institute													
30001	Secondary Levy	1,878,512,902			939,256	0.0500	1,795,999,866				898,000	0.0500	
30003	Native Joint Technology District	12,437,081			6,219	0.0500	13,111,204				6,556	0.0500	
30002	Valley Academy Education District	170,098,079			85,049	0.0500	163,896,026				81,948	0.0500	
30005	Mountain Institute Joint Technology	5,941,903			2,971	0.0500	5,606,299				2,803	0.0500	

T/A #	JURISDICTION / PURPOSE	FISCAL YEAR 2024						FISCAL YEAR 2023					
		NET ASSESSED VALUES		PRIMARY		SECONDARY		NET ASSESSED VALUES		PRIMARY		SECONDARY	
		LEVY	RATE	LEVY	RATE	LEVY	RATE	LEVY	RATE	LEVY	RATE	LEVY	RATE
FIRE DISTRICTS													
Sedona Fire District													
11201	Operating Levy	170,098,030		4,597,750	2.7030			163,896,026		4,252,938	2.5949		
	Override	170,098,030		0	0.0000			163,896,026		0	0.0000		
	Bond Debt Service	170,098,030		0	0.0000			163,896,026		0	0.0000		
				4,597,750	2.7030					4,252,938	2.5949		
Summit Fire District													
11206	Operating Levy	160,081,662		5,602,858	3.5000			149,905,060		4,871,914	3.2500		
	Override	160,081,662		0	0.0000			149,905,060		0	0.0000		
	Bond Debt Service	160,081,662		215,630	0.1347			149,905,060		292,465	0.1951		
				5,818,488	3.6347					5,164,379	3.4451		
Highlands Fire District													
11240	Operating Levy	117,436,904		3,816,699	3.2500			112,992,711		3,672,263	3.2500		
	Override	117,436,904		0	0.0000			112,992,711		0	0.0000		
	Bond Debt Service	117,436,904		0	0.0000			112,992,711		0	0.0000		
				3,816,699	3.2500					3,672,263	3.2500		
Pinewood Fire District													
11241	Operating Levy	78,995,524		2,763,816	3.4987			75,226,597		2,538,898	3.3750		
	Override	78,995,524		0	0.0000			75,226,597		0	0.0000		
	Bond Debt Service	78,995,524		337,311	0.4270			75,226,597		0	0.0000		
				3,101,127	3.9257					2,538,898	3.3750		
Forest Lakes Fire District													
11242	Operating Levy	23,045,572		806,595	3.5000			21,929,188		740,110	3.3750		
	Override	23,045,572		0	0.0000			21,929,188		0	0.0000		
	Bond Debt Service	23,045,572		0	0.0000			21,929,188		0	0.0000		
				806,595	3.5000					740,110	3.3750		
Greenhaven Fire District													
11246	Operating Levy	9,339,862		233,513	2.5002			8,939,491		233,513	2.6122		
	Override	9,339,862		0	0.0000			8,939,491		0	0.0000		
	Bond Debt Service	9,339,862		0	0.0000			8,939,491		0	0.0000		
				233,513	2.5002					233,513	2.6122		
Mormon Lake Fire District													
11247	Operating Levy	8,428,098		273,913	3.2500			8,129,092		264,195	3.2500		
	Override	8,428,098		0	0.0000			8,129,092		0	0.0000		
	Bond Debt Service	8,428,098		0	0.0000			8,129,092		0	0.0000		
				273,913	3.2500					264,195	3.2500		

T/A #	JURISDICTION / PURPOSE	FISCAL YEAR 2024						FISCAL YEAR 2023					
		NET ASSESSED VALUES		PRIMARY		SECONDARY		NET ASSESSED VALUES		PRIMARY		SECONDARY	
		VALUES	LEVY	RATE	LEVY	RATE	LEVY	RATE	VALUES	LEVY	RATE	LEVY	RATE
11249	Sherwood Forest Fire District	5,979,166	172,200	2.8800	0	0.0000	0	0.0000	5,648,921	162,688	2.8800	0	0.0000
	Operating Levy	5,979,166	172,200	2.8800	0	0.0000	0	0.0000	5,648,921	162,688	2.8800	0	0.0000
	Override	5,979,166	0	0.0000	0	0.0000	0	0.0000	5,648,921	0	0.0000	0	0.0000
	Bond Debt Service	5,979,166	0	0.0000	0	0.0000	0	0.0000	5,648,921	0	0.0000	0	0.0000
			172,200	2.8800						162,688	2.8800		
11250	The Woods Fire District	1,260,270	14,581	1.1570	0	0.0000	0	0.0000	1,196,836	13,500	1.1280	0	0.0000
	Operating Levy	1,260,270	14,581	1.1570	0	0.0000	0	0.0000	1,196,836	13,500	1.1280	0	0.0000
	Override	1,260,270	0	0.0000	0	0.0000	0	0.0000	1,196,836	0	0.0000	0	0.0000
	Bond Debt Service	1,260,270	0	0.0000	0	0.0000	0	0.0000	1,196,836	0	0.0000	0	0.0000
			14,581	1.1570						13,500	1.1280		
11251	Kaibab Estates West Fire District	3,410,467	80,071	2.3478	0	0.0000	0	0.0000	3,274,710	76,884	2.3478	0	0.0000
	Operating Levy	3,410,467	80,071	2.3478	0	0.0000	0	0.0000	3,274,710	76,884	2.3478	0	0.0000
	Override	3,410,467	0	0.0000	0	0.0000	0	0.0000	3,274,710	0	0.0000	0	0.0000
	Bond Debt Service	3,410,467	0	0.0000	0	0.0000	0	0.0000	3,274,710	0	0.0000	0	0.0000
			80,071	2.3478						76,884	2.3478		
11252	Blue Ridge Fire District	36,706,666	1,273,721	3.4700	0	0.0000	0	0.0000	34,992,387	1,123,256	3.2100	0	0.0000
	Operating Levy	36,706,666	1,273,721	3.4700	0	0.0000	0	0.0000	34,992,387	1,123,256	3.2100	0	0.0000
	Override	36,706,666	0	0.0000	0	0.0000	0	0.0000	34,992,387	0	0.0000	0	0.0000
	Bond Debt Service	36,706,666	0	0.0000	0	0.0000	0	0.0000	34,992,387	0	0.0000	0	0.0000
			1,273,721	3.4700						1,123,256	3.2100		
11524	Junipine Fire District	2,165,176	68,103	3.1454	0	0.0000	0	0.0000	2,064,346	69,672	3.3750	0	0.0000
	Operating Levy	2,165,176	68,103	3.1454	0	0.0000	0	0.0000	2,064,346	69,672	3.3750	0	0.0000
	Override	2,165,176	0	0.0000	0	0.0000	0	0.0000	2,064,346	0	0.0000	0	0.0000
	Bond Debt Service	2,165,176	0	0.0000	0	0.0000	0	0.0000	2,064,346	0	0.0000	0	0.0000
			68,103	3.1454						69,672	3.3750		
11525	Tusayan Fire District	15,796,683	552,884	3.5000	0	0.0000	0	0.0000	15,463,266	521,885	3.3750	0	0.0000
	Operating Levy	15,796,683	552,884	3.5000	0	0.0000	0	0.0000	15,463,266	521,885	3.3750	0	0.0000
	Override	15,796,683	0	0.0000	0	0.0000	0	0.0000	15,463,266	19,329	0.1250	0	0.0000
	Bond Debt Service	15,796,683	0	0.0000	0	0.0000	0	0.0000	15,463,266	0	0.0000	0	0.0000
			552,884	3.5000						541,214	3.5000		
11526	Ponderosa Fire District	41,201,189	1,442,042	3.5000	0	0.0000	0	0.0000	37,307,473	1,212,493	3.2500	0	0.0000
	Operating Levy	41,201,189	1,442,042	3.5000	0	0.0000	0	0.0000	37,307,473	1,212,493	3.2500	0	0.0000
	Override	41,201,189	0	0.0000	0	0.0000	0	0.0000	37,307,473	0	0.0000	0	0.0000
	Bond Debt Service	41,201,189	179,637	0.4360	0	0.0000	0	0.0000	37,307,473	0	0.0000	0	0.0000
			1,621,679	3.9360						1,212,493	3.2500		

T/A #	JURISDICTION / PURPOSE	FISCAL YEAR 2024				FISCAL YEAR 2023						
		NET ASSESSED VALUES		PRIMARY		NET ASSESSED VALUES		PRIMARY				
		VALUES	RATE	LEVY	RATE	VALUES	LEVY	RATE	LEVY			
11527	Westwood Estates Fire District											
	Operating Levy	4,424,177		78,750	1.7800	4,157,480		74,003	1.7800			
	Override	4,424,177		0	0.0000	4,157,480		0	0.0000			
	Bond Debt Service	4,424,177		0	0.0000	4,157,480		0	0.0000			
				78,750	1.7800			74,003	1.7800			
11528	Flagstaff Ranch Fire District											
	Operating Levy	15,781,421		348,769	2.2100	14,177,993		348,779	2.4600			
	Override	15,781,421		0	0.0000	14,177,993		0	0.0000			
	Bond Debt Service	15,781,421		0	0.0000	14,177,993		0	0.0000			
				348,769	2.2100			348,779	2.4600			
11529	Lockett Ranch Fire District											
	Operating Levy	13,406,855		199,762	1.4900	12,757,203		196,461	1.5400			
	Override	13,406,855		0	0.0000	12,757,203		0	0.0000			
	Bond Debt Service	13,406,855		0	0.0000	12,757,203		0	0.0000			
				199,762	1.4900			196,461	1.5400			

**ADOPTED PROPERTY TAX LEVIES AND RATES PER \$100 OF VALUATION PER A.R.S. § 42-17151
COCOONINO COUNTY - SPECIAL DISTRICTS**

T/A #	JURISDICTION / PURPOSE	FISCAL YEAR 2024			FISCAL YEAR 2023		
		NAV / ACREAGE OR PARCELS *	SECONDARY LEVY	RATE	NAV / ACREAGE OR PARCELS *	SECONDARY LEVY	RATE
COMMUNITY FACILITY DISTRICT							
28268	Williams Facilities District	2,110,522	7,500	0.3554	2,047,310	7,500	0.3663
	Secondary Levy	2,110,522	0	0.0000	2,047,310	0	0.0000
	Bond Debt Service	4,221,044	7,500	0.3554	4,094,620	7,500	0.3663
OTHER SPECIAL DISTRICTS							
17250	Forest Lakes Domestic Water	22,579,785	391,627	1.7344	21,489,761	391,627	1.8224
10375	Williams Hospital District	135,577,523	1,962,366	1.4474	132,316,148	1,724,000	1.3029
10376	Page Hospital District	106,089,069	3,995,597	3.7663	105,130,742	1,197,032	1.1386
TAXING DISTRICTS WITH SPECIAL ASSESSMENTS							
20001SD	Flagstaff Downtown Business Improvement and Revitalization District	n/a	155,927	n/a	n/a	155,930	n/a
28285	Majestic View Domestic Water Improvement District	n/a	49,000	n/a	n/a	40,000	n/a
28267	Tusayan Special Lighting Improvement District	n/a	11,400	n/a	n/a	11,400	n/a

When recorded please return to:
BOARD OF SUPERVISORS
Clerk of the Board
219 East Cherry Ave
Flagstaff, AZ 86001

RESOLUTION 2023-41

A RESOLUTION OF THE BOARD OF SUPERVISORS OF COCONINO COUNTY, ARIZONA, FOR THE LEVY OF TAXES FOR FISCAL YEAR 2023/2024

WHEREAS, the Coconino County Board of Supervisors has received notification of tax rates set by all jurisdictions within Coconino County, and has compiled said tax rate information by jurisdiction in Schedule A, attached hereto; and

WHEREAS, the County Board of Supervisors is required under Arizona Revised Statute 42-17151 to adopt the tax rates for Coconino County and all special taxing jurisdictions in the County; and

WHEREAS, tax rates are established and approved by each taxing jurisdiction's Board of Directors; and


WHEREAS, the Board of Supervisors is required to adopt a resolution for the collection of said taxes each year;

NOW THEREFORE BE IT RESOLVED that taxes and special assessments are to be levied upon property located in Coconino County for the entities and in the amounts in Schedule A.


APPROVED AND ADOPTED this 18th day of August, 2023, by the Coconino County Board of Supervisors.


AYES: 5
NOES: 0
ABSENT: 0

COCONINO COUNTY BOARD OF SUPERVISORS




Patrice Horstman, Chair

ATTEST:

Lindsay Daley, Clerk of the Board

APPROVED AS TO FORM:

Heather Mosher, Deputy County Attorney

T/A #	JURISDICTION / PURPOSE	FISCAL YEAR 2024				FISCAL YEAR 2023							
		NET ASSESSED VALUES		PRIMARY		SECONDARY		NET ASSESSED VALUES		PRIMARY		SECONDARY	
		LEVY	RATE	LEVY	RATE	LEVY	RATE	LEVY	RATE	LEVY	RATE	LEVY	RATE
Williams USD #2													
07002	Primary Levy	129,635,620	4,643,548	3.5820					126,709,849	4,738,061	3.7393		
57002	M&O Override	129,635,620			500,393	0.3860			126,709,849			500,377	0.3949
	Capital Override	129,635,620			0	0.0000			126,709,849			0	0.0000
	Class B Bond Debt Service	129,635,620			0	0.0000			126,709,849			0	0.0000
Grand Canyon USD #4													
07004	Primary Levy	21,136,099	4,643,548	3.5820	500,393	0.3860			20,062,801	4,738,061	3.7393	500,377	0.3949
57004	M&O Override	21,136,099	2,308,273	10.9210	217,068	1.0270			20,062,801	2,222,657	11.0785	211,582	1.0546
	Capital Override	21,136,099			0	0.0000			20,062,801			0	0.0000
	Class B Bond Debt Service	21,136,099			0	0.0000			20,062,801			0	0.0000
Chevelon Butte USD #5													
07005	Primary Levy	64,448,582	2,308,273	10.9210	217,068	1.0270			61,359,893	2,222,657	11.0785	211,582	1.0546
07990	Minimum School Tax \$15-992	64,448,582	468,477	0.7269					61,359,893	678,886	1.1064		
	M&O Override	64,448,582	627,923	0.9743	0	0.0000			61,359,893	521,068	0.8492	0	0.0000
	Capital Override	64,448,582			0	0.0000			61,359,893			0	0.0000
	Class B Bond Debt Service	64,448,582			0	0.0000			61,359,893			0	0.0000
Fredonia-Moccasin USD #6													
07006	Primary Levy	21,889,848	1,096,400	1.7012	0	0			21,437,356	1,101,902	5.1401	0	0.0000
	M&O Override	21,889,848	1,106,532	5.0550	0	0.0000			21,437,356			0	0.0000
	Capital Override	21,889,848			0	0.0000			21,437,356			0	0.0000
	Class B Bond Debt Service	21,889,848			0	0.0000			21,437,356			0	0.0000
Page USD #8													
	Primary Levy	94,582,899	1,106,532	5.0550	0	0.0000			93,319,461	3,809,954	4.0827	0	0.0000
	Adjacent Ways	94,582,899	3,559,249	3.7631					93,319,461	3,710,568	3.9762		
	M&O Override	94,582,899	99,407	0.1051	0	0.0000			93,319,461	99,385	0.1065	0	0.0000
	Capital Override	94,582,899			0	0.0000			93,319,461			0	0.0000
	Class B Bond Debt Service	94,582,899			0	0.0000			93,319,461			0	0.0000
Sedona-Oakcreek USD #9													
07009	Primary Levy	170,098,079	3,658,656	3.8682	0	0.0000			163,896,026	3,809,954	4.0827	0	0.0000
07991	Minimum School Tax \$15-992	170,098,079	1,439,030	0.8460					163,896,026	1,318,871	0.8047		
57009	M&O Override	170,098,079	1,414,025	0.8313	197,144	0.1159			163,896,026	1,550,620	0.9461	178,155	0.1087
	Capital Override	170,098,079			0	0.0000			163,896,026			0	0.0000

T/A #	JURISDICTION / PURPOSE	FISCAL YEAR 2024				FISCAL YEAR 2023							
		NET ASSESSED VALUES		PRIMARY		SECONDARY		NET ASSESSED VALUES		PRIMARY		SECONDARY	
		VALUES	LEVY	RATE	LEVY	RATE	VALUES	LEVY	RATE	VALUES	LEVY	RATE	
FIRE DISTRICTS													
Sedona Fire District													
11201	Operating Levy	170,098,030	4,597,750	2.7030	163,896,026	4,252,938	2.5949	163,896,026	0	0.0000	163,896,026	0	0.0000
	Override	170,098,030	0	0.0000	163,896,026	0	0.0000	163,896,026	0	0.0000	163,896,026	0	0.0000
	Bond Debt Service	170,098,030	0	0.0000	163,896,026	0	0.0000	163,896,026	0	0.0000	163,896,026	0	0.0000
			4,597,750	2.7030		4,252,938	2.5949				4,252,938	2.5949	
Summit Fire District													
11206	Operating Levy	160,081,662	5,602,858	3.5000	149,905,060	4,871,914	3.2500	149,905,060	0	0.0000	149,905,060	0	0.0000
	Override	160,081,662	0	0.0000	149,905,060	0	0.0000	149,905,060	0	0.0000	149,905,060	0	0.0000
	Bond Debt Service	160,081,662	215,630	0.1347	149,905,060	292,465	0.1951	149,905,060	292,465	0.1951	149,905,060	292,465	0.1951
			5,818,488	3.6347		5,164,379	3.4451				5,164,379	3.4451	
Highlands Fire District													
11240	Operating Levy	117,436,904	3,816,699	3.2500	112,992,711	3,672,263	3.2500	112,992,711	0	0.0000	112,992,711	0	0.0000
	Override	117,436,904	0	0.0000	112,992,711	0	0.0000	112,992,711	0	0.0000	112,992,711	0	0.0000
	Bond Debt Service	117,436,904	0	0.0000	112,992,711	0	0.0000	112,992,711	0	0.0000	112,992,711	0	0.0000
			3,816,699	3.2500		3,672,263	3.2500				3,672,263	3.2500	
Pinewood Fire District													
11241	Operating Levy	78,995,524	2,763,816	3.4987	75,226,597	2,538,898	3.3750	75,226,597	0	0.0000	75,226,597	0	0.0000
	Override	78,995,524	0	0.0000	75,226,597	0	0.0000	75,226,597	0	0.0000	75,226,597	0	0.0000
	Bond Debt Service	78,995,524	337,311	0.4270	75,226,597	0	0.0000	75,226,597	0	0.0000	75,226,597	0	0.0000
			3,101,127	3.9257		2,538,898	3.3750				2,538,898	3.3750	
Forest Lakes Fire District													
11242	Operating Levy	23,045,572	806,595	3.5000	21,929,188	740,110	3.3750	21,929,188	0	0.0000	21,929,188	0	0.0000
	Override	23,045,572	0	0.0000	21,929,188	0	0.0000	21,929,188	0	0.0000	21,929,188	0	0.0000
	Bond Debt Service	23,045,572	0	0.0000	21,929,188	0	0.0000	21,929,188	0	0.0000	21,929,188	0	0.0000
			806,595	3.5000		740,110	3.3750				740,110	3.3750	
Greenhaven Fire District													
11246	Operating Levy	9,339,862	233,513	2.5002	8,939,491	233,513	2.6122	8,939,491	0	0.0000	8,939,491	0	0.0000
	Override	9,339,862	0	0.0000	8,939,491	0	0.0000	8,939,491	0	0.0000	8,939,491	0	0.0000
	Bond Debt Service	9,339,862	0	0.0000	8,939,491	0	0.0000	8,939,491	0	0.0000	8,939,491	0	0.0000
			233,513	2.5002		233,513	2.6122				233,513	2.6122	
Mormon Lake Fire District													
11247	Operating Levy	8,428,098	273,913	3.2500	8,129,092	264,195	3.2500	8,129,092	0	0.0000	8,129,092	0	0.0000
	Override	8,428,098	0	0.0000	8,129,092	0	0.0000	8,129,092	0	0.0000	8,129,092	0	0.0000
	Bond Debt Service	8,428,098	0	0.0000	8,129,092	0	0.0000	8,129,092	0	0.0000	8,129,092	0	0.0000
			273,913	3.2500		264,195	3.2500				264,195	3.2500	
			273,913	3.2500		264,195	3.2500				264,195	3.2500	

T/A #	JURISDICTION / PURPOSE	FISCAL YEAR 2024						FISCAL YEAR 2023					
		NET ASSESSED VALUES		PRIMARY		SECONDARY		NET ASSESSED VALUES		PRIMARY		SECONDARY	
		VALUES	RATE	LEVY	RATE	LEVY	RATE	VALUES	RATE	LEVY	RATE	LEVY	RATE
11249	Sherwood Forest Fire District Operating Levy Override Bond Debt Service	5,979,166 5,979,166 5,979,166		172,200 0 0	2.8800 0.0000 0.0000	172,200 0 0	2.8800 0.0000 0.0000	5,648,921 5,648,921 5,648,921		162,688 0 0	2.8800 0.0000 0.0000	162,688 0 0	2.8800 0.0000 0.0000
11250	The Woods Fire District Operating Levy Override Bond Debt Service	1,260,270 1,260,270 1,260,270		14,581 0 0	1.1570 0.0000 0.0000	14,581 0 0	1.1570 0.0000 0.0000	1,196,836 1,196,836 1,196,836		13,500 0 0	1.1280 0.0000 0.0000	13,500 0 0	1.1280 0.0000 0.0000
11251	Kaibab Estates West Fire District Operating Levy Override Bond Debt Service	3,410,467 3,410,467 3,410,467		80,071 0 0	2.3478 0.0000 0.0000	80,071 0 0	2.3478 0.0000 0.0000	3,274,710 3,274,710 3,274,710		76,884 0 0	2.3478 0.0000 0.0000	76,884 0 0	2.3478 0.0000 0.0000
11523	Blue Ridge Fire District Operating Levy Override Bond Debt Service	36,706,666 36,706,666 36,706,666		1,273,721 0 0	3.4700 0.0000 0.0000	1,273,721 0 0	3.4700 0.0000 0.0000	34,992,387 34,992,387 34,992,387		1,123,256 0 0	3.2100 0.0000 0.0000	1,123,256 0 0	3.2100 0.0000 0.0000
11524	Junipine Fire District Operating Levy Override Bond Debt Service	2,165,176 2,165,176 2,165,176		68,103 0 0	3.1454 0.0000 0.0000	68,103 0 0	3.1454 0.0000 0.0000	2,064,346 2,064,346 2,064,346		69,672 0 0	3.3750 0.0000 0.0000	69,672 0 0	3.3750 0.0000 0.0000
11525	Tusayan Fire District Operating Levy Override Bond Debt Service	15,796,683 15,796,683 15,796,683		552,884 19,746 0	3.5000 0.1250 0.0000	552,884 19,746 0	3.5000 0.1250 0.0000	15,463,266 15,463,266 15,463,266		521,885 19,329 0	3.3750 0.1250 0.0000	521,885 19,329 0	3.3750 0.1250 0.0000
11526	Ponderosa Fire District Operating Levy Override Bond Debt Service	41,201,189 41,201,189 41,201,189		1,442,042 0 179,637	3.5000 0.0000 0.4360	1,442,042 0 179,637	3.5000 0.0000 0.4360	37,307,473 37,307,473 37,307,473		1,212,493 0 1,212,493	3.2500 0.0000 3.2500	1,212,493 0 1,212,493	3.2500 0.0000 3.2500

T/A #	JURISDICTION / PURPOSE	FISCAL YEAR 2024				FISCAL YEAR 2023							
		NET ASSESSED VALUES		PRIMARY LEVY	RATE	NET ASSESSED VALUES		PRIMARY LEVY	RATE				
		VALUES	LEVY	RATE	VALUES	LEVY	RATE	VALUES	LEVY	RATE			
11527	Westwood Estates Fire District												
	Operating Levy	4,424,177	78,750	1.7800	4,157,480	74,003	1.7800	4,157,480	74,003	1.7800			
	Override	4,424,177	0	0.0000	4,157,480	0	0.0000	4,157,480	0	0.0000			
	Bond Debt Service	4,424,177	0	0.0000	4,157,480	0	0.0000	4,157,480	0	0.0000			
			78,750	1.7800		74,003	1.7800		74,003	1.7800			
11528	Flagstaff Ranch Fire District												
	Operating Levy	15,781,421	348,769	2.2100	14,177,993	348,779	2.4600	14,177,993	348,779	2.4600			
	Override	15,781,421	0	0.0000	14,177,993	0	0.0000	14,177,993	0	0.0000			
	Bond Debt Service	15,781,421	0	0.0000	14,177,993	0	0.0000	14,177,993	0	0.0000			
			348,769	2.2100		348,779	2.4600		348,779	2.4600			
11529	Lockett Ranch Fire District												
	Operating Levy	13,406,855	199,762	1.4900	12,757,203	196,461	1.5400	12,757,203	196,461	1.5400			
	Override	13,406,855	0	0.0000	12,757,203	0	0.0000	12,757,203	0	0.0000			
	Bond Debt Service	13,406,855	0	0.0000	12,757,203	0	0.0000	12,757,203	0	0.0000			
			199,762	1.4900		196,461	1.5400		196,461	1.5400			
			199,762	1.4900		196,461	1.5400		196,461	1.5400			

**ADOPTED PROPERTY TAX LEVIES AND RATES PER \$100 OF VALUATION PER A.R.S. § 42-17151
COCONINO COUNTY - SPECIAL DISTRICTS**

T/A #	JURISDICTION / PURPOSE	FISCAL YEAR 2024			FISCAL YEAR 2023		
		NAV / ACREAGE OR PARCELS *	SECONDARY		NAV / ACREAGE OR PARCELS *	SECONDARY	
			LEVY	RATE		LEVY	RATE
COMMUNITY FACILITY DISTRICT							
28268	Williams Facilities District	2,110,522	7,500	0.3554	2,047,310	7,500	0.3663
	Secondary Levy	2,110,522	0	0.0000	2,047,310	0	0.0000
	Bond Debt Service	4,221,044	7,500	0.3554	4,094,620	7,500	0.3663
OTHER SPECIAL DISTRICTS							
17250	Forest Lakes Domestic Water	22,579,785	391,627	1.7344	21,489,761	391,627	1.8224
10375	Williams Hospital District	135,577,523	1,962,366	1.4474	132,316,148	1,724,000	1.3029
10376	Page Hospital District	106,089,069	3,995,597	3.7663	105,130,742	1,197,032	1.1386
TAXING DISTRICTS WITH SPECIAL ASSESSMENTS							
20001SD	Flagstaff Downtown Business Improvement and Revitalization District	n/a	155,927	n/a	n/a	155,930	n/a
28285	Majestic View Domestic Water Improvement District	n/a	49,000	n/a	n/a	40,000	n/a
28267	Tusayan Special Lighting Improvement District	n/a	11,400	n/a	n/a	11,400	n/a